

## Commissioners' Court Affidavit

In compliance with Section 114.026 of the Local Government Code, the Commissioners' Court of Dickens County on this date has compared and examined the Monthly Report of Sandy Vickrey, Dickens County Treasurer. Every account is reported as required by Section 114.026 of the Local Government Code and the Commissioners' inspection was made in accordance with Section 114.026 of the Local Government Code.

In this regular session of Commissioners' Court of Dickens County, the requirements of Section 114.026 Subsection C of the Local Government Code have been met and \$6,208,904.81 remains in custody of Sandy Vickrey, Dickens County Treasurer.


Approved in open court this the 14<sup>th</sup> day of November, 2011.




Lesla Arnold  
County Judge, Dickens County



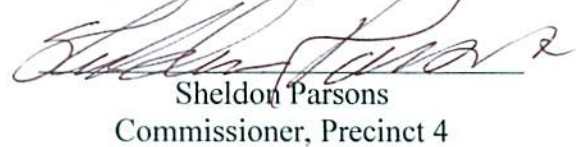
Wayne Smith  
Commissioner, Precinct 1



Ricky West  
Commissioner, Precinct 2



Doc Edwards  
Commissioner, Precinct 3



Sheldon Parsons  
Commissioner, Precinct 4

ATTEST:



Winona Humphreys  
County Clerk

**DICKENS COUNTY FINANCIALS AS OF OCTOBER 31, 2011**

|                       |                        | Beg Balance  | Revenues     | Acct/Pay     | Payroll     | End Balance  |
|-----------------------|------------------------|--------------|--------------|--------------|-------------|--------------|
| 10                    | General Bank Acct      | \$101,318.23 | \$454,057.06 | \$462,468.33 | \$37,660.96 | \$55,246.00  |
| 20                    | R&B Bank Acct          | \$78,396.27  | \$39,471.60  | \$28,860.04  | \$17,869.90 | \$71,137.93  |
| 30                    | DC Detention Bank Acct | \$0.00       | \$0.00       | \$0.00       | \$0.00      | \$0.00       |
| 36                    | SPECIAL GRANT FUND     | \$0.00       | \$0.00       | \$0.00       | \$0.00      | \$0.00       |
| <b>MONTHLY TOTALS</b> |                        | \$179,714.50 | \$493,528.66 | \$491,328.37 | \$55,530.86 | \$126,383.93 |

**GENERAL FUND BANK**

|                       |                            |              |              |              |             |              |
|-----------------------|----------------------------|--------------|--------------|--------------|-------------|--------------|
| 10                    | General Fund               | \$41,688.25  | \$391,714.42 | \$460,332.61 | \$37,660.96 | -\$64,590.90 |
| 11                    | Courthouse Security        | \$36,058.95  | \$626.36     | \$0.00       | \$0.00      | \$36,685.31  |
| 12                    | Gen Records Mgmt           | \$865.50     | \$75.00      | \$0.00       | \$0.00      | \$940.50     |
| 14                    | Clerk Records Mgmt         | \$41,689.95  | \$934.00     | \$0.00       | \$0.00      | \$42,623.95  |
| 15                    | JP #1 Tech Fund            | \$20,244.93  | \$526.36     | \$1,900.00   | \$0.00      | \$18,871.29  |
| 17                    | Homeland Security/Grants   | -\$23,170.00 | \$23,030.00  | \$0.00       | \$0.00      | -\$140.00    |
| 18                    | Prisoner Phone Fund        | \$158.01     | \$3.22       | \$80.72      | \$0.00      | \$80.51      |
| 19                    | Law Enforcement Alloc      | \$0.00       | \$0.00       | \$0.00       | \$0.00      | \$0.00       |
| 31                    | Clerk Record Preservation  | \$295.00     | \$30.00      | \$0.00       | \$0.00      | \$325.00     |
| 32                    | Co. Court Tech fee         | \$4.00       | \$0.00       | \$0.00       | \$0.00      | \$4.00       |
| 33                    | Dist Co. Tech Fee          | \$4.00       | \$0.00       | \$0.00       | \$0.00      | \$4.00       |
| 34                    | Appellate Judicial Fee     | \$0.00       | \$30.00      | \$30.00      | \$0.00      | \$0.00       |
| 35                    | Valey Water Grant          | \$0.00       | \$0.00       | \$0.00       | \$0.00      | \$0.00       |
| 37                    | Court Records Archive      | \$200.00     | \$25.00      | \$0.00       | \$0.00      | \$225.00     |
| 40                    | Indigent Defense Grant     | \$258.43     | \$0.00       | \$0.00       | \$0.00      | \$258.43     |
| 41                    | TX Dept Health Grant       | \$0.00       | \$0.00       | \$0.00       | \$0.00      | \$0.00       |
| 42                    | Court Admin Grant          | \$2,293.57   | \$0.00       | \$0.00       | \$0.00      | \$2,293.57   |
| 43                    | SPAG 911                   | -\$107.86    | \$0.00       | \$0.00       | \$0.00      | -\$107.86    |
| 44                    | Probate Special Ed         | \$290.00     | \$5.00       | \$0.00       | \$0.00      | \$295.00     |
| 45                    | JP #1 Transaction Fee      | \$14,680.74  | \$266.04     | \$0.00       | \$0.00      | \$14,946.78  |
| 47                    | Voter Reg Chapter 19       | \$826.94     | \$0.00       | \$0.00       | \$0.00      | \$826.94     |
| 50                    | Local Seizure Fund         | \$732.95     | \$125.00     | \$125.00     | \$0.00      | \$732.95     |
| 51                    | State Seizure Fund         | \$971.53     | \$0.00       | \$0.00       | \$0.00      | \$971.53     |
| 52                    | Federal Seizure Fund       | \$0.00       | \$0.00       | \$0.00       | \$0.00      | \$0.00       |
| 53                    | Caprock Reg Defender Grant | -36666.66    | 36666.66     | 0            | 0           | \$0.00       |
| <b>Monthly Totals</b> |                            | \$101,318.23 | \$454,057.06 | \$462,468.33 | \$37,660.96 | \$55,246.00  |

**DICKENS COUNTY INVESTMENTS OCTOBER 2011**

|                  | QUANTITY            | INTEREST RATE | COST                  | MATURES    | SECURITIES          |                      | MKT VALUE 10/31/2011 | INTEREST ACCRUED 10/31/2011 | Current Yield |
|------------------|---------------------|---------------|-----------------------|------------|---------------------|----------------------|----------------------|-----------------------------|---------------|
|                  |                     |               |                       |            | MKT VALUE 9/30/2011 | Called/ Bgth/deposit |                      |                             |               |
| US T NOTE        | 242,000.00          | 0.04875       | \$244,593.95          | 2/15/2012  | 246,264.04          |                      | 245,356.54           | 2,468.49                    | 4.81%         |
| FNMA             | 416,000.00          | 0.04375       | \$398,359.28          | 9/15/2012  | 432,128.32          |                      | 430,901.12           | 2,325.56                    | 4.22%         |
| FHLMC            | 212,000.00          | 0.04500       | \$209,393.19          | 1/15/2013  | 223,308.08          |                      | 222,708.12           | 2,809.00                    | 4.28%         |
| FHLMC NTS        | 224,000.00          | 0.05000       | \$222,317.40          | 7/15/2014  | 251,865.60          |                      | 250,001.92           | 3,297.77                    | 4.48%         |
| US T NOTE        | 98,000.00           | 0.04500       | \$96,454.30           | 11/15/2015 | 113,029.28          |                      | 112,707.84           | 2,025.24                    | 3.910%        |
| US T NOTE        | 121,000.00          | 0.05125       | 124,749.66            | 5/15/2016  | 144,434.07          |                      | 144,037.19           | 2,847.85                    | 4.31%         |
| FNMA             | 66,000.00           | 0.05250       | \$67,179.55           | 9/15/2016  | 78,642.96           |                      | 78,481.92            | 442.74                      | 4.42%         |
| FNMA STEP UP     | 480,000.00          | 0.02450       | \$479,280.00          | 4/5/2019   | 480,048.00          | \$485,700.00         |                      |                             |               |
| FHLMC Step Up    | 300,000.00          | 0.03000       | \$300,000.00          | 12/23/2019 | 301,371.00          |                      | 301,107.00           | 3,200.01                    | 2.99%         |
| FFCB             | 480,000.00          | 0.29400       | \$480,000.00          | 10/4/2021  |                     | -\$480,000.00        | 474,158.40           | 1,058.40                    | 2.98%         |
| FNMA STEP UP**   | 550,000.00          | 0.02250       | \$550,000.00          | 6/30/2020  |                     |                      |                      |                             |               |
| CASH/MONEY BAL   |                     |               |                       |            | 10,841.14           |                      | 0.00                 |                             |               |
| Deposits         |                     |               |                       |            |                     | 0.41                 |                      |                             |               |
| Withdrawals/fees |                     |               |                       |            |                     | -16,541.55           |                      |                             |               |
| <b>TOTALS</b>    | <b>5,450,000.00</b> |               | <b>\$3,172,327.33</b> |            | <b>2,281,932.49</b> | <b>-10,841.14</b>    | <b>2,259,460.05</b>  | <b>20,475.06</b>            |               |

called

UBS TOTAL SECURITIES & MONEY MARKET OCTOBER 31, 2011  
 UBS GRAND TOTAL WITH ACCRUED INTEREST 10-31-2011      2,279,935.11

| FTN FINANCIAL     | Quantity   | Coupon | Cost                | Matures    | 9-30-11 VALUE       | INTEREST PD | WITHDRAWAL | 10-31-11 Value |
|-------------------|------------|--------|---------------------|------------|---------------------|-------------|------------|----------------|
| Fannie Mae StepUP | 150,000.00 | 0.0225 | \$150,000.00        | 8/25/2020  | \$149,720.00        |             |            | \$148,614.00   |
| FHLMC Step Up     | 235,000.00 | 0.0205 | \$235,000.00        | 9/14/2020  | \$235,268.00        |             |            | \$235,270.00   |
| Fannie Mae StepUP | 300,000.00 | 0.0225 | \$299,400.00        | 10/15/2020 | \$300,153.00        | 3,375.00    | 303,375.00 | \$201,032.00   |
| FNMA STEP UP      | 200,000.00 | 0.0238 | \$199,900.00        | 1/27/2016  | \$201,320.00        |             |            | \$584,916.00   |
| <b>TOTALS</b>     |            |        | <b>\$884,300.00</b> |            | <b>\$886,461.00</b> |             |            |                |

CALLED

|         | 9/30/2011  | INTEREST |         |             | 10/31/2011 |
|---------|------------|----------|---------|-------------|------------|
|         | BALANCE    | EARNED   | Deposit | Withdrawals | Balance    |
| TEXPOOL | \$1,686.44 | \$0.02   | \$0.00  | \$0.00      | \$1,686.46 |

| CD BALANCES | 9/30/2011      | INTEREST | DEPOSIT      | WITHDRAW | 31-Oct-11        |
|-------------|----------------|----------|--------------|----------|------------------|
| Econ Dev CD | \$4,922.96     | \$0.00   | \$0.00       | \$0.00   | \$4,922.96       |
| R&B CD      | \$24,564.86    | \$0.00   | \$0.00       | \$0.00   | \$24,564.86      |
| GF CD       | \$1,586,433.08 | \$0.00   | \$303,375.00 | \$0.00   | \$1,889,808.08 * |
| GF CD II    | \$301,875.00   | \$930.44 | \$0.00       | \$0.00   | \$302,805.44 *   |
| GF CD III   | \$693,881.97   | \$0.00   | \$0.00       | \$0.00   | \$693,881.97 *   |
| GF CD IV    | \$300,000.00   | \$0.00   | \$0.00       | \$0.00   | \$300,000.00 *   |

Total GF Cd's excluding Econ Dev CD& RB CD      \$3,186,495.49      \*GF CD, GF CD II & GF CD III & IV shown as 1 total balance sheet in October's financial

September 30, 2011 Total UBS with accrued interest, FTN, Texpool & CD's      \$6,100,041.87  
 October 31, 2011 Total UBS with accrued interest, FTN, Texpool & CD's      \$6,082,520.88