


Commissioners' Court Affidavit


In compliance with Section 114.026 of the Local Government Code, the Commissioners' Court of Dickens County on this date has compared and examined the Monthly Report of Sandy Vickrey, Dickens County Treasurer. Every account is reported as required by Section 114.026 of the Local Government Code and the Commissioners' inspection was made in accordance with Section 114.026 of the Local Government Code.

In this regular session of Commissioners' Court of Dickens County, the requirements of Section 114.026 Subsection C of the Local Government Code have been met and \$6,289,373.32 remains in custody of Sandy Vickrey, Dickens County Treasurer.

Approved in open court this the 12th day of December, 2011.




Lesa Arnold
County Judge, Dickens County




Wayne Smith
Commissioner, Precinct 1



Ricky West
Commissioner, Precinct 2




Doc Edwards
Commissioner, Precinct 3



Sheldon Parsons
Commissioner, Precinct 4

ATTEST:



Winona Humphreys
County Clerk

DICKENS COUNTY INVESTMENTS NOVEMBER 2011

	QUANTITY	INTEREST RATE	COST	MATURES	SECURITIES		MKT VALUE 11/30/2011	INTEREST ACCRUED 11/30/2011	Current Yield
					MKT VALUE 10/31/2011	Called/ Bght/deposit			
US T NOTE	242,000.00	0.04875	\$244,593.95	2/15/2012	245,356.54		244,420.00	3,430.25	4.83%
FNMA	416,000.00	0.04375	\$398,359.28	9/15/2012	430,901.12		429,648.96	3,791.67	4.24%
FHLMC	212,000.00	0.04500	\$209,393.19	1/15/2013	222,708.12		222,050.92	3,577.50	4.30%
FHLMC NTS	224,000.00	0.05000	\$222,317.40	7/15/2014	250,001.92		249,527.04	4,200.00	4.49%
US T NOTE	98,000.00	0.04500	\$96,454.30	11/15/2015	112,707.84	2,205.00	112,730.38	181.73	4.300%
US T NOTE	121,000.00	0.05125	124,749.66	5/15/2016	144,037.19	3,100.63	144,066.23	255.55	4.30%
FNMA	66,000.00	0.05250	\$67,179.55	9/15/2016	78,481.92		78,105.72	721.87	4.44%
FHLMC Step Up	300,000.00	0.03000	\$300,000.00	12/23/2019	301,107.00		300,471.00	3,924.99	3.00%
FFCB	480,000.00	0.02940	\$480,000.00	10/4/2021	474,158.40		479,323.20	2,195.18	2.94%
CASH/MONEY BAL					0.00	0.15	5,305.78		
Deposits									
Withdrawals/fees									
TOTALS	5,450,000.00		\$2,143,047.33				2,265,649.23	22,278.74	

UBS TOTAL SECURITIES & MONEY MARKET 31, 2011

UBS GRAND TOTAL WITH ACCRUED INTEREST 10-31-2011

\$2,265,649.23

2,287,927.97

FTN FINANCIAL	Quantity	Coupon	Cost	Matures	10/31/2011 Value	INTEREST PD	WITHDRAWAL	11-30-11 Value
Fannie Mae StepUP	150,000.00	0.0225	\$150,000.00	8/25/2020	\$148,614.00			\$150,116.00
FHLMC Step Up	235,000.00	0.0205	\$235,000.00	9/14/2020	\$235,270.00			\$235,133.00
FNMA STEP UP	200,000.00	0.0238	\$199,900.00	1/27/2016	\$201,032.00			\$200,640.00
TOTALS			\$584,900.00		\$584,916.00			\$585,889.00

	10/31/2011	INTEREST			11/30/2011
	BALANCE	EARNED	Deposit	Withdrawals	Balance
TEXPOOL	\$1,686.46	\$0.14	\$0.00	\$0.00	\$1,686.60

CD BALANCES	10/31/2011	INTEREST	DEPOSIT	WITHDRAW	11-30-11 Balance
Econ Dev CD #16067	\$4,922.96	\$0.00	\$0.00	\$0.00	\$4,922.96
R&B CD #17006	\$24,564.86	\$0.00	\$100,000.00	\$0.00	\$124,564.86
GF CD #17304	\$1,889,808.08	\$6,722.72	\$80,000.00	\$0.00	\$1,976,530.80 *
GF CD II #17471	\$302,805.44	\$0.00	\$0.00	\$0.00	\$302,805.44 *
GF CD III #17483	\$693,881.97	\$2,186.20	\$0.00	\$0.00	\$696,068.17 *
GF CD IV #17491	\$300,000.00	\$0.00	\$0.00	\$0.00	\$300,000.00 *

Total GF Cd's excluding Econ Dev CD& RB CD

\$3,275,404.41

*GF CD. GF CD II & GF CD III & IV shown as 1 total balance sheet in October's financial

October 31, 2011 Total UBS with accrued interest, FTN, Texpool & CD's **\$6,082,520.88**
 November 30, 2011 Total UBS with accrued interest, FTN, Texpool & CD's **\$6,280,395.80**

DICKENS COUNTY FINANCIALS AS OF NOVEMBER 30, 2011

		Beg Balance	Revenues	Acct/Pay	Payroll	End Balance
* 10	General Bank Acct	\$55,246.00	\$250,460.18	\$287,871.51	\$36,943.78	-\$19,109.11
20	R&B Bank Acct	\$71,137.93	\$117,166.94	\$144,073.63	\$16,144.61	\$28,086.63
30	DC Detention Bank Acct	\$0.00	\$0.00	\$0.00	\$0.00	\$0.00
36	SPECIAL GRANT FUND	\$0.00	\$0.00	\$0.00	\$0.00	\$0.00
MONTHLY TOTALS		\$126,383.93	\$367,627.12	\$431,945.14	\$53,088.39	\$8,977.52

GENERAL FUND BANK

** 10	General Fund	-\$64,838.76	\$220,967.47	\$223,905.75	\$36,943.78	-\$104,720.82
11	Courthouse Security	\$36,685.31	\$430.64	\$0.00	\$0.00	\$37,115.95
12	Gen Records Mgmt	\$940.50	\$10.00	\$0.00	\$0.00	\$950.50
14	Clerk Records Mgmt	\$42,623.95	\$1,169.50	\$0.00	\$0.00	\$43,793.45
15	JP #1 Tech Fund	\$18,871.29	\$368.64	\$0.00	\$0.00	\$19,239.93
17	Homeland Security/Grants	\$0.00	\$0.00	\$0.00	\$0.00	\$0.00
18	Prisoner Phone Fund	\$80.51	\$2.20	\$0.00	\$0.00	\$82.71
19	Law Enforcement Alloc	\$0.00	\$0.00	\$0.00	\$0.00	\$0.00
31	Clerk Record Preservation	\$325.00	\$10.00	\$0.00	\$0.00	\$335.00
32	Co. Court Tech fee	\$4.00	\$0.00	\$0.00	\$0.00	\$4.00
33	Dist Co. Tech Fee	\$4.00	\$0.00	\$0.00	\$0.00	\$4.00
34	Appellate Judicial Fee	\$0.00	\$10.00	\$10.00	\$0.00	\$0.00
35	Valey Water Grant	\$0.00	\$27,289.10	\$27,289.10	\$0.00	\$0.00
37	Court Records Archive	\$225.00	\$5.00	\$0.00	\$0.00	\$230.00
40	Indigent Defense Grant	\$258.43	\$0.00	\$0.00	\$0.00	\$258.43
41	TX Dept Health Grant	\$0.00	\$0.00	\$0.00	\$0.00	\$0.00
42	Court Admin Grant	\$2,293.57	\$0.00	\$0.00	\$0.00	\$2,293.57
43	SPAG 911	\$0.00	\$0.00	\$0.00	\$0.00	\$0.00
44	Probate Special Ed	\$295.00	\$5.00	\$0.00	\$0.00	\$300.00
45	JP #1 Transaction Fee	\$14,946.78	\$192.63	\$0.00	\$0.00	\$15,139.41
47	Voter Reg Chapter 19	\$826.94	\$0.00	\$0.00	\$0.00	\$826.94
50	Local Seizure Fund	\$732.95	\$0.00	\$0.00	\$0.00	\$732.95
51	State Seizure Fund	\$971.53	\$0.00	\$0.00	\$0.00	\$971.53
52	Federal Seizure Fund	\$0.00	\$0.00	\$0.00	\$0.00	\$0.00
53	Caprock Reg Defender Grant	0	0	36666.66	0	-\$36,666.66
Monthly Totals		\$55,246.00	\$250,460.18	\$287,871.51	\$36,943.78	-\$19,109.11

* General Fund shows a negative \$19,109.11. However I am holding the Caprock Public Defenders Grant check for \$36,666.66 until we receive the 2010-2011 carryover refund. We are not overdrawn.

** General Fund 10 shows \$247.86 less opening balance than the October closing balance. This is due to the outside auditors moving \$247.86 from Fund 10 to clear the negative balances in Fund 17 (-140.00) and Fund 43 (-107.86). Those 2 Funds have had the same negative balance for years. The auditor instructed me to make the entries to zero out those Funds.