

## Commissioners' Court Affidavit


In compliance with Section 114.026 of the Local Government Code, the Commissioners' Court of Dickens County on this date has compared and examined the Monthly Report of Sandy Vickrey, Dickens County Treasurer. Every account is reported as required by Section 114.026 of the Local Government Code and the Commissioners' inspection was made in accordance with Section 114.026 of the Local Government Code.


In this regular session of Commissioners' Court of Dickens County, the requirements of Section 114.026 Subsection C of the Local Government Code have been met and \$6,530,627.15 remains in custody of Sandy Vickrey, Dickens County Treasurer.


Approved in open court this the 9<sup>th</sup> day of January, 2012.


  
Lesla Arnold

County Judge, Dickens County


  
Wayne Smith  
Commissioner, Precinct 1

  
Ricky West  
Commissioner, Precinct 2

  
Doc Edwards  
Commissioner, Precinct 3

  
Sheldon Parsons  
Commissioner, Precinct 4

ATTEST:

  
Winona Humphreys  
County Clerk

**DICKENS COUNTY INVESTMENTS DECEMBER 2011**

UBS INVESTMENTS	QUANTITY	INTEREST RATE	COST	MATURES	SECURITIES		MKT VALUE 12/31/2011	ACCRUED 12/30/2011	Current Yield
					MKT VALUE 11/30/2011	Called/ Bghd/deposit			
US T NOTE	242,000.00	0.04875	\$244,593.95	2/15/2012	244,420.00		243,369.72	4,392.00	4.85%
FNMA	416,000.00	0.04375	\$398,359.28	9/15/2012	429,648.96		428,126.40	5,308.32	4.25%
FHLMC	212,000.00	0.04500	\$209,393.19	1/15/2013	222,050.92		221,308.92	4,372.50	4.31%
FHLMC NTS	224,000.00	0.05000	\$222,317.40	7/15/2014	249,527.04		248,772.16	5,133.34	4.50%
US T NOTE	98,000.00	0.04500	\$96,454.30	11/15/2015	112,730.38		112,669.62	545.19	3.910%
US T NOTE	121,000.00	0.05125	124,749.66	5/15/2016	144,066.23		143,980.32	766.64	4.31%
FNMA	66,000.00	0.05250	\$67,179.55	9/15/2016	78,105.72		78,347.94	1,010.62	4.42%
FHLMC Step Up	300,000.00	0.03000	\$300,000.00	12/23/2019	300,471.00	\$304,500.00			called
FFCB	480,000.00	0.02940	\$480,000.00	10/4/2021	479,323.20		483,000.00	3,371.18	2.92%
B,W Bk CD (FDIC Ins)	240,000.00	0.02110	\$240,000.00	12/1/2016		-\$240,000.00	238,548.00		
CASH/MONEY BAL					5,305.78	0.15	304,500.15		
Deposits						234,694.22		400.44	2.11%
Withdrawals/fees									
<b>TOTALS</b>	<b>5,450,000.00</b>		<b>\$2,383,047.33</b>		<b>2,265,649.23</b>	<b>299,194.37</b>	<b>2,502,623.23</b>	<b>25,300.23</b>	

UBS TOTAL SECURITIES & MONEY MARKET December 31, 2011

\$2,502,623.23

UBS GRAND TOTAL WITH ACCRUED INTEREST 12-31-2011

2,527,923.46

FTN FINANCIAL	Quantity	Coupon	Cost	Matures	11/30/2011 Bal	WITHDRAWAL	12/31/2011
Fannie Mae StepUP	150,000.00	0.0225	\$150,000.00	8/25/2020	\$150,116.00	\$0.00	\$150,299.00
FHLMC Step Up	235,000.00	0.0205	\$235,000.00	9/14/2020	\$235,133.00	\$0.00	\$235,538.00
FNMA STEP UP	200,000.00	0.0238	\$199,900.00	1/27/2016	\$200,640.00	\$0.00	\$200,274.00
<b>TOTALS</b>			<b>\$584,900.00</b>		<b>\$585,889.00</b>		<b>\$586,111.00</b>

11/30/2011	INTEREST			12/31/2011
BALANCE	EARNED	Deposit	Withdrawals	Balance

TEXPOOL                      \$1,686.74              \$0.14              \$0.00              \$0.00              \$1,686.88

CD BALANCES	11-30-11 Bal	INTEREST	DEPOSIT	WITHDRAW	12-31-11 Balance
Econ Dev CD #16067	\$4,922.96	\$0.00	\$0.00	\$0.00	\$4,922.96
R&B CD #17006	\$124,564.86	\$0.00	\$90,000.00	\$0.00	\$214,564.86
GF CD #17304	\$1,976,530.80	\$0.00	\$80,000.00	\$234,694.22	\$1,821,836.58 *
GF CD II #17471	\$302,805.44	\$0.00	\$0.00	\$0.00	\$302,805.44 *
	\$696,068.17	\$0.00	\$0.00	\$0.00	\$696,068.17 *
GF CD IV #17491	\$300,000.00	\$934.93	\$0.00	\$0.00	\$300,934.93 *
Total GF Cd's excluding Econ Dev CD& RB CD					\$3,121,645.12

\*GF CD. GF CD II & GF CD III & IV shown as 1 total balance sheet in October's financial

November 30, 2011 Total UBS with accrued interest, FTN, Texpool & CD's      **\$6,280,395.80**  
 December 31, 2011 Total UBS with accrued interest, FTN, Texpool & CD's      **\$6,456,854.28**

**DICKENS COUNTY FINANCIALS AS OF DECEMBER 31, 2011**

**FUND BALANCES**

	Beg Balance	Revenues	Acct/Pay	Payroll	End Balance
10 General Bank Acct	-\$19,109.11	\$522,640.07	\$415,337.31	\$37,648.80	\$50,544.85
20 R&B Bank Acct	\$28,086.63	\$130,170.81	\$119,053.69	\$15,975.73	\$23,228.02
30 DC Detention Bank Acct	\$0.00	\$0.00	\$0.00	\$0.00	\$0.00
36 SPECIAL GRANT FUND	\$0.00	\$0.00	\$0.00	\$0.00	\$0.00
<b>MONTHLY TOTALS</b>	<b>\$8,977.52</b>	<b>\$652,810.88</b>	<b>\$534,391.00</b>	<b>\$53,624.53</b>	<b>\$73,772.87</b>

**GENERAL FUND BANK**

10 General Fund	-\$104,720.82	\$514,559.77	\$408,160.92	\$37,648.80	-\$35,970.77
11 Courthouse Security	\$37,115.95	\$470.43	\$0.00	\$0.00	\$37,586.38
12 Gen Records Mgmt	\$950.50	\$37.50	\$0.00	\$0.00	\$988.00
14 Clerk Records Mgmt	\$43,793.45	\$1,017.50	\$1,237.67	\$0.00	\$43,573.28
15 JP #1 Tech Fund	\$19,239.93	\$440.43	\$0.00	\$0.00	\$19,680.36
17 Homeland Security/Grants	\$0.00	\$5,843.00	\$5,843.00	\$0.00	\$0.00
18 Prisoner Phone Fund	\$82.71	\$0.00	\$80.72	\$0.00	\$1.99
19 Law Enforcement Alloc	\$0.00	\$0.00	\$0.00	\$0.00	\$0.00
31 Clerk Record Preservation	\$335.00	\$15.00	\$0.00	\$0.00	\$350.00
32 Co. Court Tech fee	\$4.00	\$4.00	\$0.00	\$0.00	\$8.00
33 Dist Co. Tech Fee	\$4.00	\$0.00	\$0.00	\$0.00	\$4.00
34 Appellate Judicial Fee	\$0.00	\$15.00	\$15.00	\$0.00	\$0.00
35 Valey Water Grant	\$0.00	\$0.00	\$0.00	\$0.00	\$0.00
37 Court Records Archive	\$230.00	\$5.00	\$0.00	\$0.00	\$235.00
40 Indigent Defense Grant	\$258.43	\$0.00	\$0.00	\$0.00	\$258.43
41 TX Dept Health Grant	\$0.00	\$0.00	\$0.00	\$0.00	\$0.00
42 Court Admin Grant	\$2,293.57	\$0.00	\$0.00	\$0.00	\$2,293.57
43 SPAG 911	\$0.00	\$0.00	\$0.00	\$0.00	\$0.00
44 Probate Special Ed	\$300.00	\$10.00	\$0.00	\$0.00	\$310.00
45 JP #1 Transaction Fee	\$15,139.41	\$222.44	\$0.00	\$0.00	\$15,361.85
47 Voter Reg Chapter 19	\$826.94	\$0.00	\$0.00	\$0.00	\$826.94
50 Local Seizure Fund	\$732.95	\$0.00	\$0.00	\$0.00	\$732.95
51 State Seizure Fund	\$971.53	\$0.00	\$0.00	\$0.00	\$971.53
52 Federal Seizure Fund	\$0.00	\$0.00	\$0.00	\$0.00	\$0.00
53 Caprock Reg Defender Grant	-36666.66	0	0	0	-36,666.66
<b>Monthly Totals</b>	<b>-\$19,109.11</b>	<b>\$522,640.07</b>	<b>\$415,337.31</b>	<b>\$37,648.80</b>	<b>\$50,544.85</b>