

## Commissioners' Court Affidavit


In compliance with Section 114.026 of the Local Government Code, the Commissioners' Court of Dickens County on this date has compared and examined the Monthly Report of Sandy Vickrey, Dickens County Treasurer. Every account is reported as required by Section 114.026 of the Local Government Code and the Commissioners' inspection was made in accordance with Section 114.026 of the Local Government Code.

In this regular session of Commissioners' Court of Dickens County, the requirements of Section 114.026 Subsection C of the Local Government Code have been met and \$6,410,652.94 remains in custody of Sandy Vickrey, Dickens County Treasurer.

Approved in open court this the 12<sup>th</sup> day of September, 2011.




Lesla Arnold  
County Judge, Dickens County




Wayne Smith  
Commissioner, Precinct 1



Ricky West  
Commissioner, Precinct 2



Doc Edwards  
Commissioner, Precinct 3



Sheldon Parsons  
Commissioner, Precinct 4

ATTEST:



Winona Humphreys  
County Clerk

**DICKENS COUNTY FINANCIALS AS OF August 31, 2011**

	Beg Balance	Revenues	Acct/Pay	Payroll	End Balance
10 General Bank Acct	-\$34,014.97	\$921,471.26	\$881,321.09	\$38,192.63	-\$32,057.43
20 R&B Bank Acct	\$6,593.15	\$73,265.10	\$37,314.56	\$18,042.30	\$24,501.39
30 DC Detention Bank Acct	\$0.00	\$0.00	\$0.00	\$0.00	\$0.00
36 SPECIAL GRANT FUND	\$27,628.09	\$1,559.16	\$4,305.27	\$0.00	\$24,881.98
<b>MONTHLY TOTALS</b>	<b>\$206.27</b>	<b>\$996,295.52</b>	<b>\$922,940.92</b>	<b>\$56,234.93</b>	<b>\$17,325.94</b>

**GENERAL FUND BANK**

10 General Fund	-\$109,776.24	\$794,001.00	\$755,296.11	\$38,192.63	-\$109,263.98
11 Courthouse Security	\$35,238.27	\$296.20	\$0.00	\$0.00	\$35,534.47
12 Gen Records Mgmt	\$788.80	\$42.50	\$0.00	\$0.00	\$831.30
14 Clerk Records Mgmt	\$40,505.04	\$717.90	\$0.00	\$0.00	\$41,222.94
15 JP #1 Tech Fund	\$19,453.25	\$295.20	\$0.00	\$0.00	\$19,748.45
16 JP #3 Tech Fund	\$0.00	\$0.00	\$0.00	\$0.00	\$0.00
17 Homeland Security/Grants	-\$3,793.00	\$0.00	\$0.00	\$0.00	-\$3,793.00
18 Prisoner Phone Fund	\$231.11	\$6.60	\$80.72	\$0.00	\$156.99
19 Law Enforcement Alloc	\$0.00	\$0.00	\$0.00	\$0.00	\$0.00
31 Clerk Record Preservation	\$270.00	\$10.00	\$0.00	\$0.00	\$280.00
32 Co. Court Tech fee	\$4.00	\$0.00	\$0.00	\$0.00	\$4.00
33 Dist Co. Tech Fee	\$4.00	\$0.00	\$0.00	\$0.00	\$4.00
34 Appellate Judicial Fee	\$0.00	\$0.00	\$0.00	\$0.00	\$0.00
35 Valey Water Grant	\$0.00	\$89,277.60	\$89,277.60	\$0.00	\$0.00
37 Court Records Archive	\$185.00	\$10.00	\$0.00	\$0.00	\$195.00
40 Indigent Defense Grant	\$258.43	\$0.00	\$0.00	\$0.00	\$258.43
41 TX Dept Health Grant	\$0.00	\$0.00	\$0.00	\$0.00	\$0.00
42 Court Admin Grant	\$2,293.57	\$0.00	\$0.00	\$0.00	\$2,293.57
43 SPAG 911	-\$107.86	\$0.00	\$0.00	\$0.00	-\$107.86
44 Probate Special Ed	\$285.00	\$0.00	\$0.00	\$0.00	\$285.00
45 JP #1 Transaction Fee	\$14,280.90	\$147.60	\$0.00	\$0.00	\$14,428.50
46 JP #3 Transaction Fee	\$0.00	\$0.00	\$0.00	\$0.00	\$0.00
47 Voter Reg Chapter 19	\$826.94	\$0.00	\$0.00	\$0.00	\$826.94
50 Local Seizure Fund	\$732.95	\$0.00	\$0.00	\$0.00	\$732.95
51 State Seizure Fund	\$971.53	\$0.00	\$0.00	\$0.00	\$971.53
52 Federal Seizure Fund	\$0.00	\$0.00	\$0.00	\$0.00	\$0.00
53 Caprock Reg Defender Grant	-36666.66	36666.66	36666.66		-\$36,666.66
<b>Monthly Totals</b>	<b>-\$34,014.97</b>	<b>\$921,471.26</b>	<b>\$881,321.09</b>	<b>\$38,192.63</b>	<b>-\$32,057.43</b>

**DICKENS COUNTY INVESTMENTS AUGUST 2011**

	QUANTITY	INTEREST RATE	COST	MATURES	SECURITIES		MKT VALUE 8/31/2011	INTEREST ACCRUED 8/31/2011	Current Yield
					MKT VALUE 7/31/2011	Called/ Bght/deposit			
US T NOTE	242,000.00	0.04875	\$244,593.95	2/15/2012	\$248,030.64	5,898.75	\$247,294.96	512.94	4.77%
FNMA	416,000.00	0.04375	\$398,359.28	9/15/2012	\$434,649.28		\$433,734.08	8,392.21	4.20%
FHLMC	212,000.00	0.04500	\$209,393.19	1/15/2013	\$224,639.44		\$224,213.32	1,219.00	4.25%
FHLMC NTS	224,000.00	0.05000	\$222,317.40	7/15/2014	\$251,222.72		\$252,418.88	1,431.11	4.44%
FNMA NTS	690,000.00	0.02250	\$690,000.00	11/10/2015	\$690,365.70	693,881.25			
US T NOTE	98,000.00	0.04500	\$96,454.30	11/15/2015	\$112,217.84		\$113,457.54	1,294.23	3.890%
US T NOTE	121,000.00	0.05125	124,749.66	5/15/2016	\$142,836.87		\$144,925.33	1,819.93	4.28%
FNMA	66,000.00	0.05250	\$67,179.55	9/15/2016	\$77,358.60		\$78,768.36	1,597.74	4.40%
FHL STEP UP	300,000.00	0.02500	\$300,000.00	10/27/2017					
FHLB STEP UP	300,000.00	0.02250	\$300,000.00	12/28/2018	\$300,861.00		\$300,393.00	1,181.25	2.25%
FNMA STEP UP	480,000.00	0.02450	\$479,280.00	4/5/2019	\$479,788.80		\$480,710.40	4,623.31	2.25%
FHLMC Step Up	300,000.00	0.03000	\$300,000.00	12/23/2019	\$301,929.00		\$301,728.00	1,700.01	2.98%
FNMA STEP UP**	550,000.00	0.02250	\$550,000.00	6/30/2020					
CASH/MONEY BAL					\$10,417.40	0.72	\$16,316.15		
Deposits									
Withdrawals/fees						-693,881.97			
<b>TOTALS</b>	<b>5,450,000.00</b>		<b>\$3,982,327.33</b>		<b>3,274,317.29</b>	<b>5,898.75</b>	<b>2,593,960.02</b>	<b>23,771.73</b>	

**UBS TOTAL SECURITIES & MONEY MARKET AUGUST 31, 2011**

**\$2,593,960.02**

**UBS GRAND TOTAL WITH ACCRUED INTEREST 8-31-2011**

**2,617,731.75**

FTN FINANCIAL	Quantity	Coupon	Cost	Matures	7-31-11 Value	8-31-11 Value
Fannie Mae StepUP	150,000.00	0.0225	\$150,000.00	8/25/2020	\$149,042.00	\$148,277.00
FHLMC Step Up	235,000.00	0.0205	\$235,000.00	9/14/2020	\$232,789.00	\$234,845.00
Fannie Mae StepUP	300,000.00	0.0225	\$299,400.00	10/15/2020	\$299,937.00	\$300,543.00
FNMA STEP UP	200,000.00	0.0238	\$199,900.00	1/27/2016	\$201,960.00	\$201,688.00
<b>TOTALS</b>			<b>\$884,300.00</b>		<b>\$883,728.00</b>	<b>\$885,353.00</b>

7/31/2011	INTEREST			8/31/2011
BALANCE	EARNED	Deposit	Withdrawals	Balance

TEXPOOL	\$1,686.31	\$0.07	\$0.00	\$0.00	\$1,686.38
---------	------------	--------	--------	--------	------------

CD BALANCES	7-31-2011	INTEREST	DEPOSIT	WITHDRAW	31-Aug-11
Econ Dev CD	\$4,901.09	\$21.87	\$0.00	\$0.00	\$4,922.96
R&B CD	\$105,442.86	\$0.00	\$0.00	\$54,000.00	\$51,442.86
GF CD	\$1,882,187.26	\$4,245.82	\$0.00	\$50,000.00	\$1,836,433.08
GF CD II	\$0.00	\$0.00	\$0.00	\$0.00	\$301,875.00
GF CD III	\$0.00	\$0.00	\$693,881.97	\$0.00	\$693,881.97

Total GF Cd's excluding Econ Dev CD      \$2,832,190.05      GF CD. GF CD II & GF CD III shown as 1 total on balance sheet

July 31, 2011 Total UBS with accrued interest, FTN, Texpool & CD's  
 August 31, 2011 Total UBS with accrued interest, FTN, Texpool & CD's

**\$6,479,013.95**  
**\$6,393,327.00**