


## Commissioners' Court Affidavit

In compliance with Section 114.026 of the Local Government Code, the Commissioners' Court of Dickens County on this date has compared and examined the Monthly Report of Sandy Vickrey, Dickens County Treasurer. Every account is reported as required by Section 114.026 of the Local Government Code and the Commissioners' inspection was made in accordance with Section 114.026 of the Local Government Code.


In this regular session of Commissioners' Court of Dickens County, the requirements of Section 114.026 Subsection C of the Local Government Code have been met and \$6,576,164.70 remains in custody of Sandy Vickrey, Dickens County Treasurer.

Approved in open court this the 10<sup>th</sup> day of January, 2011.



Lesa Arnold

County Judge, Dickens County



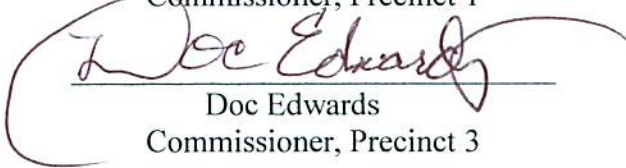
Wayne Smith

Commissioner, Precinct 1




Ricky West

Commissioner, Precinct 2



Doc Edwards

Commissioner, Precinct 3



Sheldon Parsons

Commissioner, Precinct 4

ATTEST:



Winona Humphreys  
County Clerk

**DICKENS COUNTY INVESTMENTS  
DECEMBER 31, 2010**

	QUANTITY	INTEREST RATE	COST	MATURES	SECURITIES		INTEREST		Current Yield
					MKT VALUE 11/30/2010	Called/ Bght/deposit	MKT VALUE 12/31/2010	ACCRUED 12/31/2010	
FNMA	140,000.00	0.05500	\$144,079.60	3/15/2011	142,143.40		\$141,470.00	2,267.21	5.44%
US T NOTE	242,000.00	0.04875	\$244,593.95	2/15/2012	255,254.34		\$254,129.04	4,424.07	4.64%
FNMA	416,000.00	0.04375	\$398,359.28	9/15/2012	444,208.96		\$442,424.32	5,358.87	4.11%
FHLMC	212,000.00	0.04500	\$209,393.19	1/15/2013	229,159.28		\$228,039.92	4,399.00	4.18%
FHLMC NTS	224,000.00	0.05000	\$222,317.40	7/15/2014	255,570.56		\$251,068.16	5,164.45	4.46%
FNMA NTS	690,000.00	0.02250	\$690,000.00	11/10/2015	692,159.70		\$686,349.90	2,199.37	2.26%
	98,000.00	0.04500	\$96,454.30	11/15/2015	112,455.00		\$109,721.78	560.38	4.02%
US T NOTE	121,000.00	0.05125	124,749.66	5/15/2016	143,357.17		\$139,405.31	788.00	4.45%
FNMA	66,000.00	0.05250	\$67,179.55	9/15/2016	77,715.00		\$75,557.46	1,020.24	4.59%
FNMA STEP UP	600,000.00	0.03120	\$600,000.00	12/21/2018	600,936.00	9,300.00	\$603,216.00	516.66	3.08%
FHLB STEP UP	300,000.00	0.02250	\$300,000.00	12/28/2018			\$292,494.00	56.25	2.31%
FNMA STEP UP	480,000.00	0.02250	\$479,280.00	6/30/2020	474,451.20		\$461,716.80	2,723.32	2.70%
FNMA STEP UP	550,000.00	0.02250	\$550,000.00	6/30/2020	550,858.00	6,187.50	\$552,249.50		2.24%
CASH/MONEY BAL					0.00	16.12	\$15,503.62		
Withdrawals/fees									
<b>TOTALS</b>	<b>5,450,000.00</b>		<b>\$4,126,406.93</b>		<b>3,978,268.61</b>	<b>15,503.62</b>	<b>4,253,345.81</b>	<b>29,477.82</b>	

UBS TOTAL SECURITIES & MONEY MARKET DECEMBER 31, 2010

4,253,345.81

**UBS GRAND TOTAL WITH ACCRUED INTEREST 12-31-2010**

**4,282,823.63**

FTN FINANCIAL	Quantity	Coupon	Cost	Matures	11-30 VALUE	12-31 VALUE
Freddie Mac Step up	500,000.00	0.0225	\$500,000.00	4/15/2015	\$503,940.00	\$503,140.00
Fannie Mae StepUP	150,000.00	0.0225	\$150,000.00	2/25/2014	\$150,282.00	\$145,808.00
FHLMC Step Up	235,000.00	0.0205	\$235,000.00	9/14/2020	\$231,543.00	\$223,673.00
Fannie Mae StepUP	300,000.00	0.0225	\$299,400.00	10/15/2020	\$885,765.00	\$289,299.00
<b>TOTALS</b>			<b>\$1,184,400.00</b>		<b>\$1,771,530.00</b>	<b>\$1,161,920.00</b>

11/30/2010	INTEREST			12/31/2010	
BALANCE	EARNED	Deposit	Withdrawals	Balance	
TEXPOOL	\$1,684.85	\$0.31	\$0.00	\$0.00	\$1,685.16

CD BALANCES	11/31 BAL	INTEREST	DEPOSIT	WITHDRAW	DEC 31 BAL
Econ Dev CD	\$4,878.95	\$0.00	\$0.00	\$0.00	\$4,878.95
R&B CD	\$252,436.38	\$0.00	\$100,000.00	\$0.00	\$352,436.38
GF CD	\$148,872.94	\$0.00	\$900,827.00	-\$300,000.00	\$749,699.94

December 31, 2010 totals UBS w/Accrued Interest, FTN, Texpool, CD's

**\$6,553,444.06**

**DICKENS COUNTY FINANCIALS AS OF DECEMBER 31, 2010**

	Beg Balance	Revenues	Acct/Pay	Payroll	End Balance
10 General Bank Acct	\$28,052.08	\$1,513,221.89	\$1,496,397.17	\$38,743.71	\$6,133.09
20 R&B Bank Acct	\$31,313.56	\$141,620.92	\$143,235.81	\$15,784.80	\$13,913.87
30 DC Detention Bank Acct	\$490,757.89	\$131,885.96	\$619,970.17	\$0.00	\$2,673.68
36 SPECIAL GRANT FUND	\$0.00	\$0.00	\$0.00	\$0.00	\$0.00
<b>MONTHLY TOTALS</b>	<b>\$550,123.53</b>	<b>\$1,786,728.77</b>	<b>\$2,259,603.15</b>	<b>\$54,528.51</b>	<b>\$22,720.64</b>

**GENERAL FUND BANK**

* 10 General Fund	-\$74,541.10	\$1,343,054.56	\$1,291,459.55	\$38,743.71	-\$61,689.80
11 Courthouse Security	\$31,610.59	\$547.11	\$0.00	\$0.00	\$32,157.70
12 Gen Records Mgmt	\$543.00	\$20.00	\$0.00	\$0.00	\$563.00
* 14 Clerk Records Mgmt	\$35,442.74	\$564.00	\$0.00	\$0.00	\$36,006.74
15 JP #1 Tech Fund	\$16,608.62	\$509.11	\$0.00	\$0.00	\$17,117.73
16 JP #3 Tech Fund	\$54.37	\$16.00	\$0.00	\$0.00	\$70.37
17 Homeland Security/Grants	-\$140.00	\$0.00	\$0.00	\$0.00	-\$140.00
18 Prisoner Phone Fund	\$452.92	\$0.00	\$39.30	\$0.00	\$413.62
19 Law Enforcement Alloc	\$0.00	\$0.00	\$0.00	\$0.00	\$0.00
31 Clerk Record Preservation	\$125.00	\$0.00	\$0.00	\$0.00	\$125.00
32 Co. Court Tech fee	\$4.00	\$0.00	\$0.00	\$0.00	\$4.00
33 Dist Co. Tech Fee	\$4.00	\$0.00	\$0.00	\$0.00	\$4.00
34 Appellate Judicial Fee	\$0.00	\$20.00	\$20.00	\$0.00	\$0.00
35 Valey Water Grant	\$0.00	\$3,750.00	\$3,750.00	\$0.00	\$0.00
37 Court Records Archive	\$60.00	\$15.00	\$0.00	\$0.00	\$75.00
40 Indigent Defense Grant	\$258.43	\$0.00	\$0.00	\$0.00	\$258.43
41 TX Dept Health Grant	\$0.00	\$0.00	\$0.00	\$0.00	\$0.00
42 Court Admin Grant	\$2,293.57	\$0.00	\$0.00	\$0.00	\$2,293.57
43 SPAG 911	-\$107.86	\$0.00	\$0.00	\$0.00	-\$107.86
44 Probate Special Ed	\$245.00	\$5.00	\$0.00	\$0.00	\$250.00
45 JP #1 Transaction Fee	\$12,885.03	\$253.45	\$0.00	\$0.00	\$13,138.48
46 JP #3 Transaction Fee	\$347.46	\$6.00	\$0.00	\$0.00	\$353.46
47 Voter Reg Chapter 19	\$826.94	\$0.00	\$0.00	\$0.00	\$826.94
50 Local Seizure Fund	\$107.84	\$100.00	\$100.00	\$0.00	\$107.84
51 State Seizure Fund	\$971.53	\$0.00	\$0.00	\$0.00	\$971.53
52 Federal Seizure Fund	\$0.00	\$0.00	\$0.00	\$0.00	\$0.00
53 Caprock Reg Defender Grant	0	164361.66	201028.32	0	-\$36,666.66
Monthly Totals	\$28,052.08	\$1,513,221.89	\$1,496,397.17	\$38,743.71	\$6,133.09