

Commissioners' Court Affidavit


In compliance with Section 114.026 of the Local Government Code, the Commissioners' Court of Dickens County on this date has compared and examined the Monthly Report of Sandy Vickrey, Dickens County Treasurer. Every account is reported as required by Section 114.026 of the Local Government Code and the Commissioners' inspection was made in accordance with Section 114.026 of the Local Government Code.

In this regular session of Commissioners' Court of Dickens County, the requirements of Section 114.026 Subsection C of the Local Government Code have been met and \$6,763,071.91 remains in custody of Sandy Vickrey, Dickens County Treasurer.


Approved in open court this the 14th day of June, 2010.



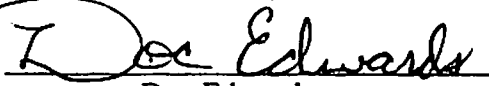
Lesa Arnold
County Judge, Dickens County




Wayne Smith
Commissioner, Precinct 1



Ricky West
Commissioner, Precinct 2




Doc Edwards
Commissioner, Precinct 3



Sheldon Parsons
Commissioner, Precinct 4

ATTEST:


for Winona Humphreys
County Clerk
Deputy

DICKENS COUNTY FINANCIALS AS OF MAY 31, 2010

	Beg Balance	Revenues	Acct/Pay	Payroll	End Balance
10 General Bank Acct	\$28,005.56	\$394,974.89	\$384,763.90	\$37,310.16	\$906.39
20 R&B Bank Acct	\$29,061.70	\$16,580.45	\$18,224.24	\$17,390.57	\$10,027.34
30 DC Detention Bank Acct	\$943.71	\$460,088.59	\$454,432.50	\$0.00	\$6,599.80
36 SPECIAL GRANT FUND	\$2,315.43	\$21,130.23	\$21,130.23	\$0.00	\$2,315.43
MONTHLY TOTALS	\$60,326.40	\$892,774.16	\$878,550.87	\$54,700.73	\$19,848.96

GENERAL FUND BANK

10 General Fund	-\$72,197.75	\$386,058.90	\$377,409.91	\$37,310.16	-\$100,858.92
11 Courthouse Security	\$28,834.34	\$363.13	\$0.00	\$0.00	\$29,197.47
12 Gen Records Mgmt	\$305.00	\$20.00	\$0.00	\$0.00	\$325.00
14 Clerk Records Mgmt	\$34,624.46	\$750.00	\$0.00	\$0.00	\$35,374.46
15 JP #1 Tech Fund	\$18,853.71	\$335.13	\$0.00	\$0.00	\$19,188.84
16 JP #3 Tech Fund	\$203.93	\$16.00	\$0.00	\$0.00	\$219.93
17 Homeland Security	-\$140.00	\$0.00	\$0.00	\$0.00	-\$140.00
18 Prisoner Phone Fund	\$647.22	\$0.00	\$0.00	\$0.00	\$647.22
19 Law Enforcement Alloc	\$978.09	\$0.00	\$0.00	\$0.00	\$978.09
31 Clerk Record Preservation	\$20.00	\$5.00	\$0.00	\$0.00	\$25.00
32 Co. Court Tech fee	\$0.00	\$0.00	\$0.00	\$0.00	\$0.00
33 Dist Co. Tech Fee	\$0.00	\$0.00	\$0.00	\$0.00	\$0.00
34 Appellate Judicial Fee	\$0.00	\$5.00	\$5.00	\$0.00	\$0.00
35 Valey Water Grant	\$0.00	\$7,224.00	\$7,224.00	\$0.00	\$0.00
37 Court Records Archive	\$15.00	\$0.00	\$0.00	\$0.00	\$15.00
40 Indigent Defense Grant	\$258.43	\$0.00	\$0.00	\$0.00	\$258.43
41 TX Dept Health Grant	\$0.00	\$0.00	\$0.00	\$0.00	\$0.00
42 Court Admin Grant	\$2,293.57	\$0.00	\$0.00	\$0.00	\$2,293.57
43 SPAG 911	-\$107.86	\$0.00	\$0.00	\$0.00	-\$107.86
44 Probate Special Ed	\$220.00	\$5.00	\$0.00	\$0.00	\$225.00
45 JP #1 Transaction Fee	\$11,498.43	\$163.55	\$0.00	\$0.00	\$11,661.98
46 JP #3 Transaction Fee	\$256.24	\$10.00	\$0.00	\$0.00	\$266.24
47 Voter Reg Chapter 19	\$549.16	\$19.18	\$0.00	\$0.00	\$568.34
50 Local Seizure Fund	\$232.83	\$0.00	\$124.99	\$0.00	\$107.84
51 State Seizure Fund	\$660.76	\$0.00	\$0.00	\$0.00	\$660.76
52 Federal Seizure Fund	\$0.00	\$0.00	\$0.00	\$0.00	\$0.00
Monthly Totals	\$28,005.56	\$394,974.89	\$384,763.90	\$37,310.16	\$906.39

**GF beginning bank balance is \$860.32 more than closing in April. This is due to backing out stale dated checks per auditor's request. List of checks back out is in Treasurer's office.

DICKENS COUNTY INVESTMENTS AS OF 5-31-2010

	QUANTITY	INTEREST RATE	COST	MATURES	MKT VALUE 4/30/2010	INT PAID MAY	SECURITIES Called/ Bght/deposit	MKT VALUE 5/31/2010	INTEREST ACCRUED 5/31/2010	Current Yield
US T NOTE	190,000.00	0.05750	\$215,273.10	8/15/2010	193,013.40			192,175.50	3,078.32	5.68%
FNMA	140,000.00	0.05500	\$144,079.60	3/15/2011	145,950.00			145,468.40	1,561.39	5.29%
US T NOTE	242,000.00	0.04875	\$244,593.95	2/15/2012	259,317.52			259,375.60	3,324.16	4.55%
FNMA	416,000.00	0.04375	\$398,359.28	9/15/2012	444,862.08			446,031.04	3,690.54	4.08%
FHLMC	212,000.00	0.04500	\$209,393.19	1/15/2013	228,364.28			229,290.72	3,524.50	4.16%
FHLMC NTS	224,000.00	0.05000	\$222,317.40	7/15/2014	248,010.56			251,229.44	4,137.77	4.46%
FNMA STEP UP	300,000.00	0.02250	\$573,005.25	1/29/2015	576,403.62			575,326.38		2.99%
FHLB BOND	50,000.00	0.04900	\$51,655.25	6/24/2015	50,312.50			50,140.50	1,048.05	4.89%
US T NOTE	98,000.00	0.04500	\$96,454.30	11/15/2015	107,892.12	2,205.00		109,415.04	155.79	4.03%
FNMA NTS	273,000.00	0.03360	\$273,000.00	12/28/2015	273,000.00			273,513.24	3,753.75	3.29%
FNMA STEP UP	460,000.00	0.02020	\$460,000.00	3/24/2016	460,000.00			461,867.60		1.99%
US T NOTE	121,000.00	0.05125	124,749.66	5/15/2016	136,843.74	3,100.63		138,998.75	219.07	4.46%
FNMA	66,000.00	0.05250	\$67,179.55	9/15/2016	73,404.54			74,807.04	702.62	4.63%
FNMA STEP UP	500,000.00	0.03150	\$500,000.00	11/19/2018			-500,000.00	502,970.00		3.13%
FFCB CALL BOND	550,000.00	0.04250	\$550,000.00	1/22/2019	550,170.50			550,170.50	8,181.25	4.25%
FHLMC MED TRN	600,000.00	0.04125	\$600,000.00	2/26/2019	601,530.00	6,187.50	600,000.00			
FHLB CALL	115,000.00	0.05900	\$118,777.25	2/8/2022	115,647.45			115,431.25		2.49%
FFCB CALL BOND	110,000.00	0.06200	\$116,440.36	8/10/2022	111,478.40			111,031.80	2,046.00	6.14%
FNMA STEP UP	233,000.00	0.04500	\$233,000.00	5/28/2024	231,835.00	5,242.50		234,311.79		4.50%
FNMA STEP UP	160,000.00	0.05250	\$160,000.00	11/5/2027	160,100.80	4,246.67	160,000.00			
CASH/MONEY BAL					628,461.30	46.71	-298,060.31			
								611,430.00		
TOTALS	5,450,000.00		\$5,358,278.14		5,596,597.81	21,029.01	-38,060.31	5,332,984.59	35,423.21	

UBS TOTAL SECURITIES & MONEY MARKET MAY 31, 2010

5,332,984.59

UBS GRAND TOTAL WITH ACCRUED INTEREST 05-31-2010

5,368,407.80

FTN FINANCIAL	Quantity	Coupon	Cost	Matures	Value 5-31-10
Freddie mac Step up	500,000.00	0.0225	\$500,000.00	4/15/2015	\$503,300.00
Fannie Mae StepUP	250,000.00	0.0300	\$250,000.00	5/26/2020	\$249,200.00
	4/31/2010	INTEREST			5/31/2010
	BALANCE	EARNED	Deposit	Withdrawals	BALANCE
TEXPOOL	\$1,682.71	\$0.31	\$0.00	\$0.00	\$1,683.02

CD Balances as of 05-31-2010

Econ Dev CD	\$22,407.59	\$0.00	\$0.00	\$0.00	\$22,407.59
R&B CD	\$340,192.76	\$0.00	\$0.00	\$0.00	\$340,192.76
GF CD	\$207,666.72	\$2,304.75	\$48,060.31	\$0.00	\$258,031.78

Grand Total UBS (with accrued interest), TexPool and CD's \$6,743,222.95

Economical Development CD \$17,600 will be moved to 09/10 budget in near future for Wildlife Damage Management

R&B CD has \$290,000 in 09/10 taxes that will have to be used in near future for budget obligations AS OF 5-31-2010

GF has \$215,000.00 in 09/10 taxes that is obligated for 09/10 budget as of 5-31-2010

**Unsettled UBS transactions: \$600,000 FNMA STEP UP COUPON 3.1 TO 12/13; 4% TO 12/15, 5% TO 12/17, 6% TO 6/18, then 8%