



Commissioners' Court Affidavit


In compliance with Section 114.026 of the Local Government Code, the Commissioners' Court of Dickens County on this date has compared and examined the Monthly Report of Sandy Vickrey, Dickens County Treasurer. Every account is reported as required by Section 114.026 of the Local Government Code and the Commissioners' inspection was made in accordance with Section 114.026 of the Local Government Code.


In this regular session of Commissioners' Court of Dickens County, the requirements of Section 114.026 Subsection C of the Local Government Code have been met and \$6,650,789.54 remains in custody of Sandy Vickrey, Dickens County Treasurer.

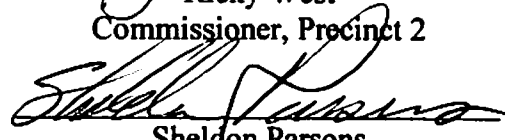
Approved in open court this the 8th day of March, 2010.


Wayne Smith
Commissioner, Precinct 1



Lesa Arnold
County Judge, Dickens County


Ricky West
Commissioner, Precinct 2


Doc Edwards
Commissioner, Precinct 3


Sheldon Parsons
Commissioner, Precinct 4

ATTEST:


Winona Humphreys
County Clerk

DICKENS COUNTY FINANCIALS AS OF FEBRUARY 28 , 2010

	Beg Balance	Revenues	Acct/Pay	Payroll	End Balance
10 General Bank Acct	\$2,539.83	\$271,319.88	\$228,084.01	\$36,727.25	\$9,048.45
20 R&B Bank Acct	\$21,378.53	\$148,860.18	\$117,066.55	\$15,761.82	\$37,410.34
30 DC Detention Bank Acct	\$5,191.02	\$461,454.82	\$466,645.84	\$0.00	\$0.00
36 SPECIAL GRANT FUND	\$492.76	\$23,959.97	\$6,824.32	\$0.00	\$17,628.41
MONTHLY TOTALS	\$29,602.14	\$905,594.85	\$818,620.72	\$52,489.07	\$64,087.20

GENERAL FUND BANK

10 General Fund	-\$92,945.90	\$269,114.48	\$226,969.37	\$36,727.25	-\$87,528.04
11 Courthouse Security	\$29,072.31	\$412.33	\$0.00	\$0.00	\$29,484.64
12 Gen Records Mgmt	\$230.00	\$10.00	\$0.00	\$0.00	\$240.00
14 Clerk Records Mgmt	\$31,844.46	\$1,178.00	\$363.72	\$0.00	\$32,658.74
15 JP #1 Tech Fund	\$17,775.73	\$357.97	\$0.00	\$0.00	\$18,133.70
16 JP #3 Tech Fund	\$117.21	\$24.00	\$0.00	\$0.00	\$141.21
17 Homeland Security	-\$140.00	\$0.00	\$0.00	\$0.00	-\$140.00
18 Prisoner Phone Fund	\$1,479.14	\$0.00	\$740.92	\$0.00	\$738.22
19 Law Enforcement Alloc	\$0.00	\$0.00	\$0.00	\$0.00	\$0.00
31 Clerk Record Preservation	\$0.00	\$10.00	\$0.00	\$0.00	\$10.00
32 Co. Court Tech fee	\$0.00	\$0.00	\$0.00	\$0.00	\$0.00
33 Dist Co. Tech Fee	\$0.00	\$0.00	\$0.00	\$0.00	\$0.00
34 Appellate Judicial Fee	\$0.00	\$10.00	\$10.00	\$0.00	\$0.00
35 Valey Water Grant	\$0.00	\$0.00	\$0.00	\$0.00	\$0.00
37 Court Records Archive	\$0.00	\$5.00	\$0.00	\$0.00	\$5.00
40 Indigent Defense Grant	\$258.43	\$0.00	\$0.00	\$0.00	\$258.43
41 TX Dept Health Grant	\$0.00	\$0.00	\$0.00	\$0.00	\$0.00
42 Court Admin Grant	\$2,293.57	\$0.00	\$0.00	\$0.00	\$2,293.57
43 SPAG 911	-\$107.86	\$0.00	\$0.00	\$0.00	-\$107.86
44 Probate Special Ed	\$220.00	\$0.00	\$0.00	\$0.00	\$220.00
45 JP #1 Transaction Fee	\$10,800.29	\$186.10	\$0.00	\$0.00	\$10,986.39
46 JP #3 Transaction Fee	\$218.88	\$12.00	\$0.00	\$0.00	\$230.88
47 Voter Reg Chapter 19	\$529.98	\$0.00	\$0.00	\$0.00	\$529.98
50 Local Seizure Fund	\$232.83	\$0.00	\$0.00	\$0.00	\$232.83
51 State Seizure Fund	\$660.76	\$0.00	\$0.00	\$0.00	\$660.76
52 Federal Seizure Fund	\$0.00	\$0.00	\$0.00	\$0.00	\$0.00
GF Bank Acct Totals	\$2,539.83	\$271,319.88	\$228,084.01	\$36,727.25	\$9,048.45

**Dickens County Investments
February 28, 2010**

	QUANTITY	INTEREST RATE	COST	MATURES	MKT VALUE 1/31/2010	INTEREST PAID Dec 09	SECURITIES Called/ Bght/deposit	MKT VALUE 2/28/2010	INTEREST ACCRUED 12/31/2009	Current Yield
US T NOTE	190,000.00	0.05750	\$215,273.10	8/15/2010	195,677.20	5,462.50		194,869.70	331.96	5.61%
FNMA	140,000.00	0.05500	\$144,079.60	3/15/2011	147,788.20			147,306.60	3,443.60	5.23%
US T NOTE	242,000.00	0.04875	\$244,593.95	2/15/2012	261,662.50	5,898.75		261,311.60	358.49	4.51%
FNMA	416,000.00	0.04375	\$398,359.28	9/15/2012	447,848.96			448,368.96	8,139.45	4.06%
FHLMC	212,000.00	0.04500	\$209,393.19	1/15/2013	229,820.72			230,350.72	1,086.50	4.14%
FHLMC NTS	224,000.00	0.05000	\$222,317.40	7/15/2014	247,661.12			249,690.56	1,275.54	4.49%
	350,000.00	0.02500	\$350,000.00	9/30/2014	56,522.56			56,540.06		2.50%
FHLB STEP UP	300,000.00	0.02250	\$300,000.00	10/27/2014	300,843.00			300,939.00		2.24%
FNMA STEP UP	300,000.00	0.02250	\$573,005.25	1/29/2015	574,971.12			577,658.49		2.98%
FHLB BOND	50,000.00	0.04900	\$51,655.25	6/24/2015	50,844.00			50,687.50	421.94	4.83%
US T NOTE	98,000.00	0.04500	\$96,454.30	11/15/2015	108,037.16			108,420.34	1,254.78	4.07%
FNMA NTS	273,000.00	0.03360	\$273,000.00	12/28/2015	270,354.63			272,915.37	1,451.45	3.30%
US T NOTE	121,000.00	0.05125	124,749.66	5/15/2016	137,099.05			137,533.44	1,764.44	4.51%
FNMA	66,000.00	0.05250	\$67,179.55	9/15/2016	73,775.46			74,147.04	1,549.62	4.67%
FFCB CALL BOND	550,000.00	0.04250	\$550,000.00	1/22/2019	535,909.00			543,642.00	2,207.64	4.30%
FHLB CALL	600,000.00	0.04000	\$600,000.00	8/19/2019	601,314.00	12,000.00	600,000.00	0.00		
FHLB STEP UP	250,000.00	0.02250	\$250,000.00	9/23/2009	248,907.50			250,390.00		2.25%
FHLB STEP UP	115,000.00	0.02500	\$115,005.25	2/10/2010			-115,005.25	115,791.20		2.48%
FHLB STEP UP	115,000.00	0.02500	\$115,005.25	2/10/2010			-600,005.25	603,684.00		4.10%
FHLMC MED TRN	600,000.00	0.04125	\$600,000.00	2/26/2019						
FHLB CALL	115,000.00	0.05900	\$118,777.25	2/8/2022	115,108.10	3,392.50	115,000.00	0.00		
FFCB CALL BOND	110,000.00	0.06200	\$116,440.36	8/10/2022	110,996.60	3,410.00		111,719.30	303.11	6.10%
FNMA STEP UP	385,000.00	0.04300	\$385,000.00	2/20/2024	381,993.15	7,700.00	385,000.00			
FNMA STEP UP	233,000.00	0.04500	\$233,000.00	5/28/2024	227,175.00			232,126.25	2,563.00	4.52%
FNMA STEP UP	160,000.00	0.05250	\$160,000.00	11/5/2027	159,300.80			160,150.40		5.25%
CASH/MONEY BAL					37,458.61	47.18		460,359.04		
TOTALS	5,450,000.00		\$6,398,283.39		5,521,068.44	37,910.93	384,989.50	5,588,601.57	26,151.52	

UBS TOTAL SECURITIES & MONEY MARKET FEBRUARY 28, 2010 5,588,601.57
UBS GRAND TOTAL WITH ACCRUED INTEREST 02-28-2010 5,614,753.09

	1/31/2010 BALANCE	INTEREST EARNED	Deposit	Withdrawals	2/28/2010 BALANCE
TEXPOOL	\$1,681.94	\$0.24	\$0.00	\$0.00	\$1,682.18

CD Balances as of 02-28-2010

Econ Dev CD	\$22,334.41	\$73.18	\$0.00	\$0.00	\$22,407.59
R&B CD	\$140,192.76	\$0.00	\$100,000.00	\$0.00	\$240,192.76
GF CD	\$605,511.20	\$2,155.52	\$100,000.00	\$0.00	\$707,666.72

Grand Total UBS (with accrued interest), TexPool and CD's \$6,586,702.34
R&B CD has \$190,000 in 09/10 taxes that will have to be used in near future for budget obligations
General Fund CD has \$255,000 in 09/10 taxes that will have to be used in near future for budget obligations.
Just put in CD's to draw interest while we were not using the money.