

## Commissioners' Court Affidavit


In compliance with Section 114.026 of the Local Government Code, the Commissioners' Court of Dickens County on this date has compared and examined the Monthly Report of Sandy Vickrey, Dickens County Treasurer. Every account is reported as required by Section 114.026 of the Local Government Code and the Commissioners' inspection was made in accordance with Section 114.026 of the Local Government Code.

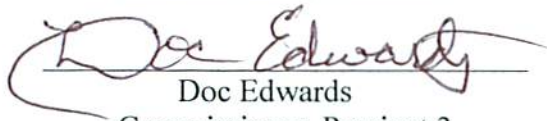
In this regular session of Commissioners' Court of Dickens County, the requirements of Section 114.026 Subsection C of the Local Government Code have been met and \$6,854,149.45 remains in custody of Sandy Vickrey, Dickens County Treasurer.


Approved in open court this the 9<sup>th</sup> day of May, 2011.

  
\_\_\_\_\_  
Lesla Arnold  
County Judge, Dickens County


  
\_\_\_\_\_  
Wayne Smith  
Commissioner, Precinct 1

  
\_\_\_\_\_  
Ricky West  
Commissioner, Precinct 2

  
\_\_\_\_\_  
Doc Edwards  
Commissioner, Precinct 3

  
\_\_\_\_\_  
Sheldon Parsons  
Commissioner, Precinct 4

ATTEST:

  
\_\_\_\_\_  
Winona Humphreys  
County Clerk

**DICKENS COUNTY FINANCIALS AS OF APRIL 30, 2011**

	Beg Balance	Revenues	Acct/Pay	Payroll	End Balance
10 General Bank Acct	\$80,334.09	\$439,687.34	\$466,339.82	\$50,139.70	\$3,541.91
20 R&B Bank Acct	-\$3,164.20	\$93,925.94	\$47,932.45	\$23,723.97	\$19,105.32
30 DC Detention Bank Acct	\$0.00	\$0.00	\$0.00	\$0.00	\$0.00
36 SPECIAL GRANT FUND	\$0.00	\$0.00	\$0.00	\$0.00	\$0.00
<b>MONTHLY TOTALS</b>	<b>\$77,169.89</b>	<b>\$533,613.28</b>	<b>\$514,272.27</b>	<b>\$73,863.67</b>	<b>\$22,647.23</b>

**GENERAL FUND BANK**

10 General Fund	-\$31,156.34	\$432,991.16	\$423,581.50	\$50,139.70	-\$71,886.38
11 Courthouse Security	\$33,497.67	\$524.64	\$0.00	\$0.00	\$34,022.31
12 Gen Records Mgmt	\$670.50	\$15.00	\$0.00	\$0.00	\$685.50
14 Clerk Records Mgmt	\$38,179.84	\$770.00	\$591.30	\$0.00	\$38,358.54
15 JP #1 Tech Fund	\$18,338.70	\$514.81	\$446.17	\$0.00	\$18,407.34
16 JP #3 Tech Fund	\$90.37	\$0.00	\$90.37	\$0.00	\$0.00
17 Homeland Security/Grants	-\$140.00	\$0.00	\$0.00	\$0.00	-\$140.00
18 Prisoner Phone Fund	\$317.12	\$24.77	\$40.36	\$0.00	\$301.53
19 Law Enforcement Alloc	\$982.71	\$0.00	\$0.00	\$0.00	\$982.71
31 Clerk Record Preservation	\$165.00	\$15.00	\$0.00	\$0.00	\$180.00
32 Co. Court Tech fee	\$4.00	\$0.00	\$0.00	\$0.00	\$4.00
33 Dist Co. Tech Fee	\$4.00	\$0.00	\$0.00	\$0.00	\$4.00
34 Appellate Judicial Fee	-\$5.00	\$15.00	\$10.00	\$0.00	\$0.00
35 Valey Water Grant	\$0.00	\$4,550.00	\$4,550.00	\$0.00	\$0.00
37 Court Records Archive	\$100.00	\$15.00	\$0.00	\$0.00	\$115.00
40 Indigent Defense Grant	\$258.43	\$0.00	\$0.00	\$0.00	\$258.43
41 TX Dept Health Grant	\$0.00	\$0.00	\$0.00	\$0.00	\$0.00
42 Court Admin Grant	\$2,293.57	\$0.00	\$0.00	\$0.00	\$2,293.57
43 SPAG 911	-\$107.86	\$0.00	\$0.00	\$0.00	-\$107.86
44 Probate Special Ed	\$265.00	\$0.00	\$0.00	\$0.00	\$265.00
45 JP #1 Transaction Fee	\$13,681.50	\$251.96	\$0.00	\$0.00	\$13,933.46
46 JP #3 Transaction Fee	\$363.46	\$0.00	\$363.46	\$0.00	\$0.00
47 Voter Reg Chapter 19	\$826.94	\$0.00	\$0.00	\$0.00	\$826.94
50 Local Seizure Fund	\$732.95	\$0.00	\$0.00	\$0.00	\$732.95
51 State Seizure Fund	\$971.53	\$0.00	\$0.00	\$0.00	\$971.53
52 Federal Seizure Fund	\$0.00	\$0.00	\$0.00	\$0.00	\$0.00
53 Caprock Reg Defender Grant	0	0	36666.66		-\$36,666.66
<b>Monthly Totals</b>	<b>\$80,334.09</b>	<b>\$439,687.34</b>	<b>\$466,339.82</b>	<b>\$50,139.70</b>	<b>\$3,541.91</b>

**DICKENS COUNTY INVESTMENTS APRIL 2011**

	QUANTITY	INTEREST	COST	MATURES	MKT VALUE	SECURITIES	MKT VALUE	INTEREST	Current Yield
		RATE			3/31/2011	Called/ Bght/deposit	4/30/2011	ACCRUED 3/31/2011	
US T NOTE	242,000.00	0.04875	\$244,593.95	2/15/2012	\$251,689.68		\$250,905.60	2,379.05	4.70%
FNMA	416,000.00	0.04375	\$398,359.28	9/15/2012	\$438,601.28		\$438,218.56	2,224.43	4.15%
FHLMC	212,000.00	0.04500	\$209,393.19	1/15/2013	\$226,081.04		\$226,083.16	2,756.00	4.22%
FHLMC NTS	224,000.00	0.05000	\$222,317.40	7/15/2014	\$248,411.52		\$250,008.64	3,235.54	4.48%
FNMA NTS	690,000.00	0.02250	\$690,000.00	11/10/2015	\$684,114.30		\$690,345.00	7,288.12	2.25%
	98,000.00	0.04500	\$96,454.30	11/15/2015	\$108,726.10		\$109,798.22	2,010.07	4.02%
US T NOTE	121,000.00	0.05125	124,749.66	5/15/2016	\$137,855.30		\$139,414.99	2,826.53	4.45%
FNMA	66,000.00	0.05250	\$67,179.55	9/15/2016	\$74,713.98		\$75,688.80	423.50	4.58%
FHL STEP UP	300,000.00	0.02500	\$300,000.00	10/27/2017		-300,000.00	\$301,800.00	41.67	2.49%
FHLB	300,000.00	0.02500	\$300,000.00	12/29/2017	\$298,716.00		\$300,687.00	2,499.99	2.49%
FHLB	300,000.00	0.03660	\$300,000.00	7/27/2018	\$296,412.00		\$299,937.00	2,779.17	3.63%
FNMA STEP UP	600,000.00	0.03120	\$600,000.00	12/21/2018	\$602,934.00		\$602,316.00	6,613.32	3.09%
FHLB STEP UP	300,000.00	0.02250	\$300,000.00	12/28/2018	\$290,784.00		\$295,485.00	2,268.75	2.28%
FNMA STEP UP	480,000.00	0.02450	\$479,280.00	4/5/2019	\$457,900.80	\$5,700.00	\$465,964.80	759.98	2.45%
FNMA STEP UP	550,000.00	0.02250	\$550,000.00	6/30/2020	\$552,068.00		\$551,600.50	4,090.62	2.24%
CASH/MONEY BAL					\$8.62	0.42	\$0.40		
Deposits						294,291.36			
Withdrawals/fees									
<b>TOTALS</b>	<b>5,450,000.00</b>		<b>\$4,882,327.33</b>		<b>4,669,016.62</b>	<b>-8.22</b>	<b>4,998,253.67</b>	<b>42,196.74</b>	

UBS TOTAL SECURITIES & MONEY MARKET APRIL 30, 2011 **\$4,998,253.67**

**UBS GRAND TOTAL WITH ACCRUED INTEREST 04-30-2011 5,040,450.41**

FTN FINANCIAL	Quantity	Coupon	Cost	Matures	3-31 VALUE	4-30 VALUE	
Freddie Mac Step up	500,000.00	0.0225		4/15/2015	\$500,460.00	\$0.00	Called 4-15
Fannie Mae StepUP	150,000.00	0.0225	\$150,000.00	2/25/2014	\$141,986.00	\$144,363.00	
FHLMC Step Up	235,000.00	0.0205	\$235,000.00	9/14/2020	\$221,431.00	\$225,212.00	
Fannie Mae StepUP	300,000.00	0.0225	\$299,400.00	10/15/2020	\$286,860.00	\$291,660.00	
FNMA STEP UP	200,000.00	0.0238	\$199,900.00	1/27/2016		\$200,612.00	
<b>TOTALS</b>			<b>\$884,300.00</b>		<b>\$1,150,737.00</b>	<b>\$861,847.00</b>	

	3/31/2011	INTEREST			4/30/2011
	BALANCE	EARNED	Deposit	Withdrawals	Balance

TEXPOOL	\$1,686.06	\$0.21	\$0.00	\$0.00	\$1,686.27
---------	------------	--------	--------	--------	------------

CD BALANCES	3/31/2011	INTEREST	DEPOSIT	WITHDRAW	APRIL 30 BAL
Econ Dev CD	\$4,901.09	\$0.00	\$0.00	\$0.00	\$4,901.09
R&B CD	\$304,004.82	\$0.00	\$0.00	\$70,000.00	\$234,004.82
GF CD	\$748,612.63	\$0.00	\$0.00	-\$60,000.00	\$688,612.63

March 31, 2011 Totals UBS w/accrued interest, FTN, Texpool & CD's **\$6,915,228.09**

April 30, 2011 totals UBS w/ accrued interest, FTN, Texpool & CD's **\$6,831,502.22**

April 30, 2011 totals include \$610,000 in 2010 tax money encumbered for 2010-2011 fiscal year budget. Accruing interest until needed.